


**KIT: C31-103**

**10" Wide Aluminum Truss. 2" Chords with 1/2" Webs**

©2015 EXHIBIT AND DISPLAY TRUSS.COM



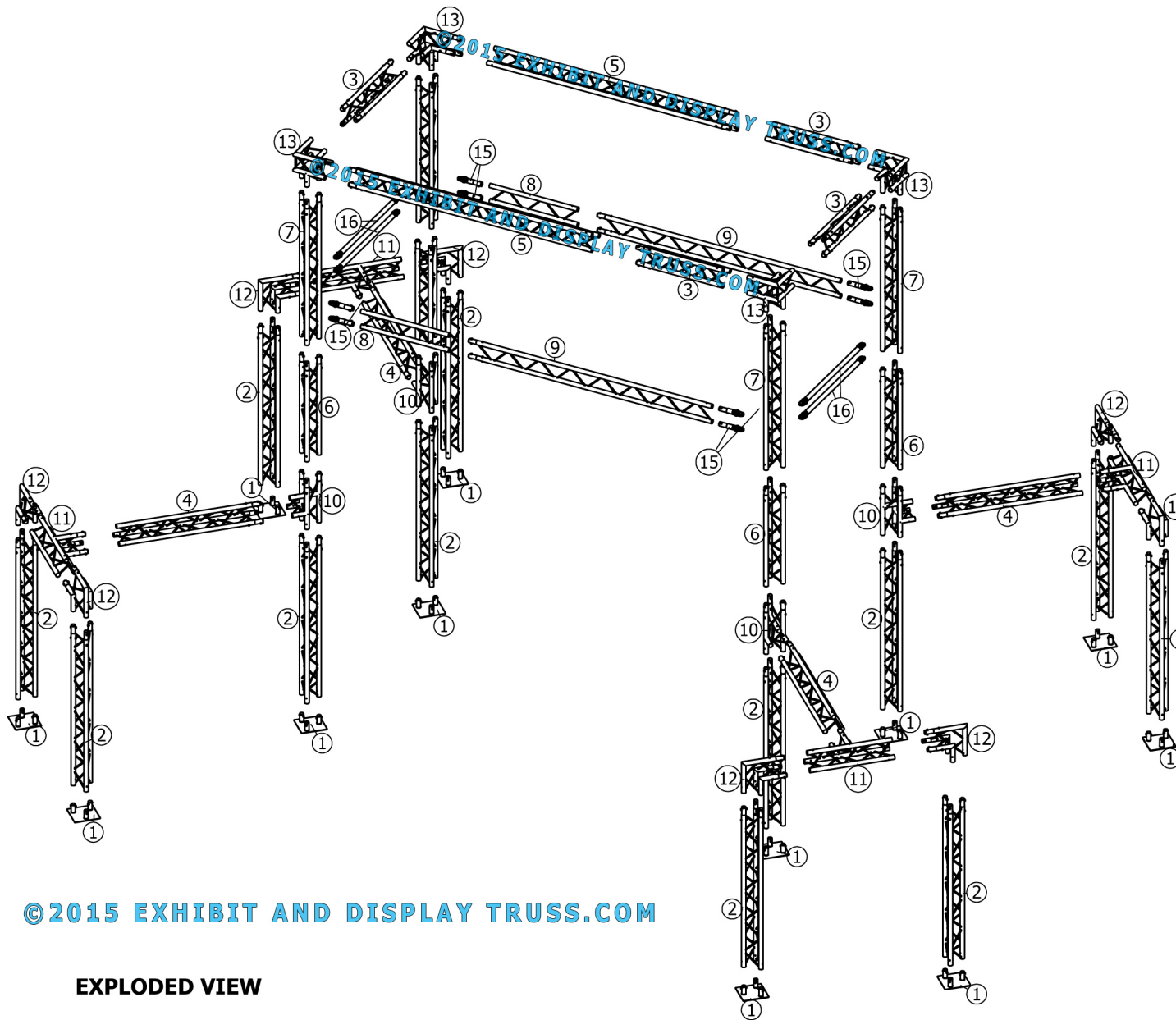
**Toll Free: 855-323-4866**  
**Email: [info@exhibitanddisplaytruss.com](mailto:info@exhibitanddisplaytruss.com)**

**[ExhibitAndDisplayTruss.com](http://ExhibitAndDisplayTruss.com)**

# KIT: C31-103

10" Wide Aluminum Truss. 2" Chords with 1/2" Webs

©2015 EXHIBIT AND DISPLAY TRUSS.COM



©2015 EXHIBIT AND DISPLAY TRUSS.COM

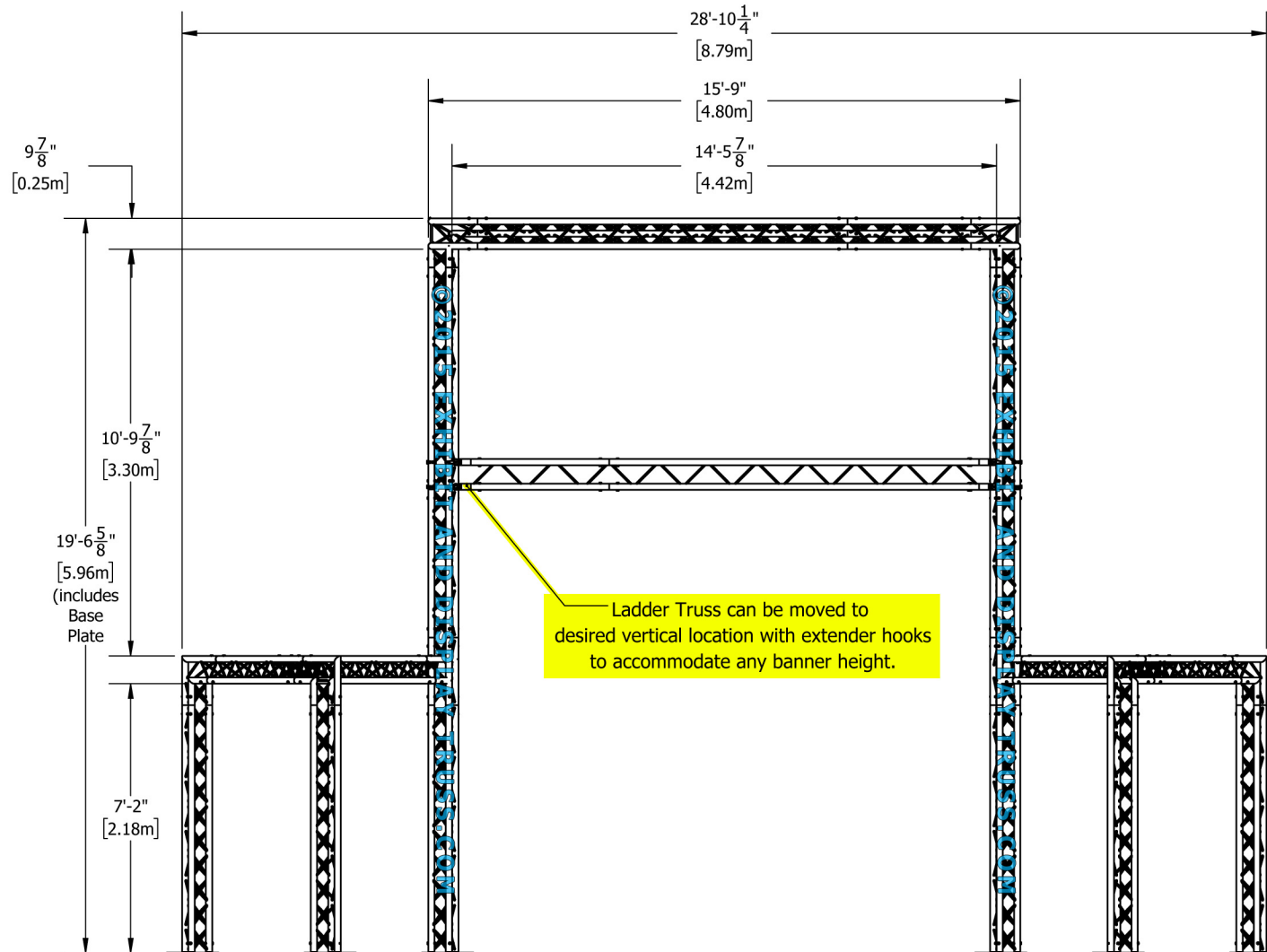
EXPLODED VIEW

ITEM No.	PART NUMBER	DESCRIPTION	QTY.
1	EDT10-BP3	Tri Base Plate (square)	12
2	EDT10-T2.0	2.0m Tri Truss	12
3	EDT10-T1.0	1.0m Tri Truss	4
4	EDT10-T1.6	1.6m Tri Truss	4
5	EDT10-T3.0	3.0m Tri Truss	2
6	EDT10-T1.2	1.2m Tri Truss	4
7	EDT10-T1.8	1.8m Tri Truss	4
8	EDT10-L1.12	1.12m Ladder Truss	2
9	EDT10-L3.0	3.0m Ladder Truss	2
10	EDT10-T3WTA0a	3 Way 90° "T" Junction Apex Out	4
11	EDT10-T3WTAc	3 Way 90° "T" Junction Apex In (custom)	4
12	EDT10-T2W90AO	2 Way 90° Junction Apex Out	8
13	EDT10-T3W90A	3 Way 90° Junction Apex In	4
15	EDT10-EHC1	Extender Hook Clamp	8
16	EDT2-STB1.42m	1.42m Single Tube Brace	4

# KIT: C31-103

10" Wide Aluminum Truss. 2" Chords with 1/2" Webs

©2015 EXHIBIT AND DISPLAY TRUSS.COM



Front View  
Units: Feet & Inches  
[Meters]

©2015 EXHIBIT AND DISPLAY TRUSS.COM

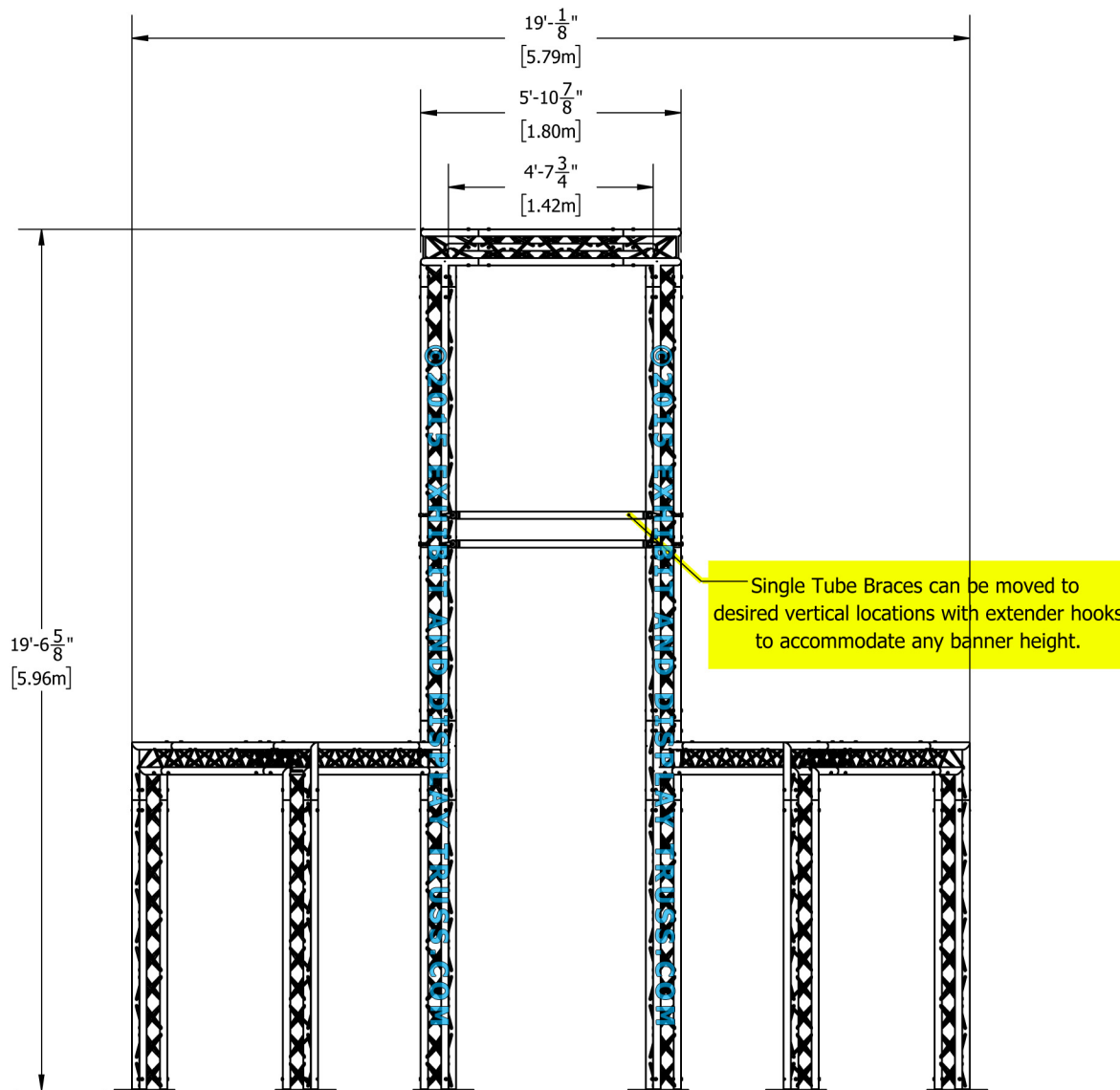
Toll Free: 855-323-4866  
Email: [info@exhibitanddisplaytruss.com](mailto:info@exhibitanddisplaytruss.com)

[ExhibitAndDisplayTruss.com](http://ExhibitAndDisplayTruss.com)

# KIT: C31-103

10" Wide Aluminum Truss. 2" Chords with 1/2" Webs

©2015 EXHIBIT AND DISPLAY TRUSS.COM



Side View  
Units: Feet & Inches  
[Meters]

©2015 EXHIBIT AND DISPLAY TRUSS.COM

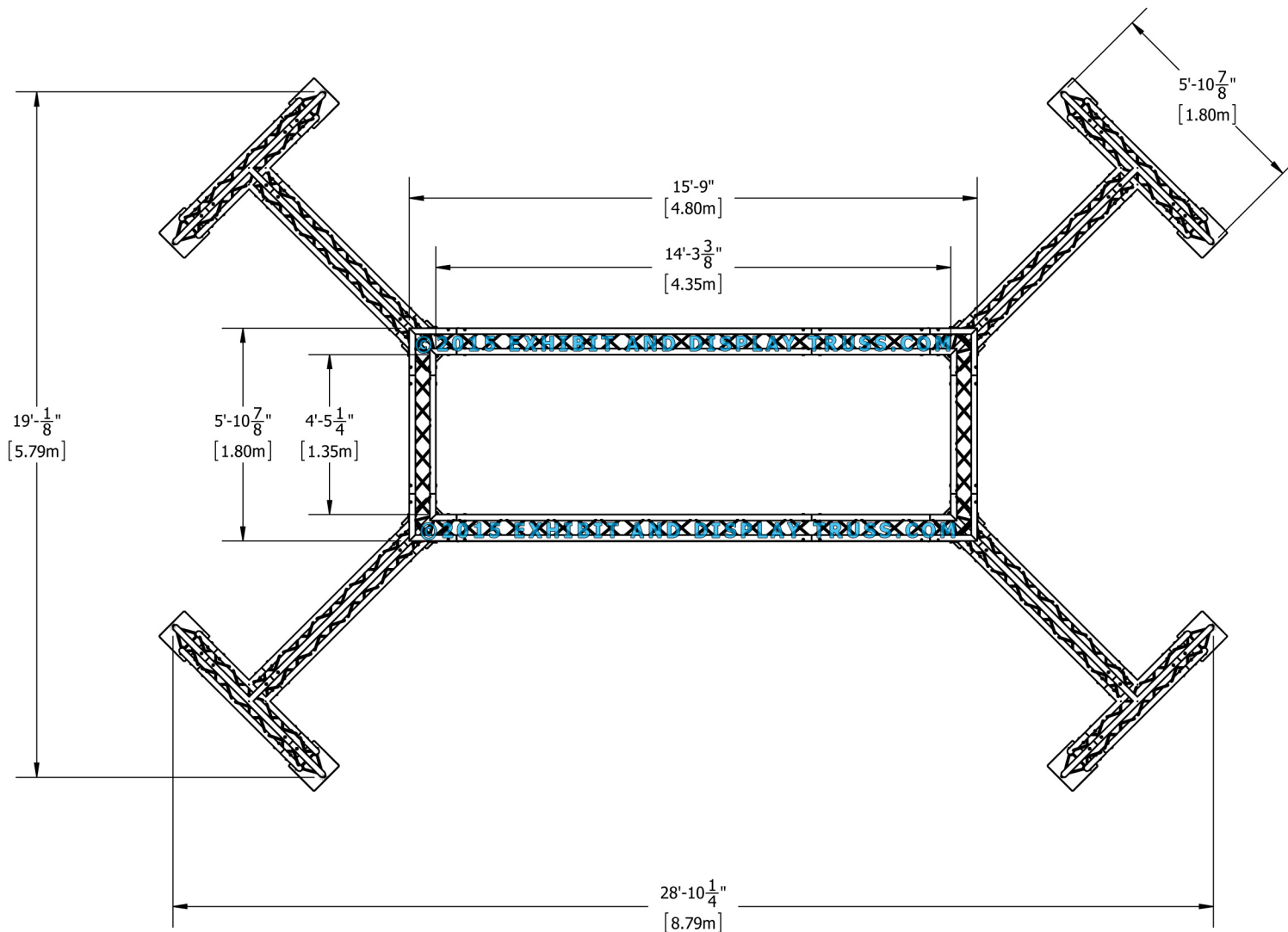
Toll Free: 855-323-4866  
Email: [info@exhibitanddisplaytruss.com](mailto:info@exhibitanddisplaytruss.com)

[ExhibitAndDisplayTruss.com](http://ExhibitAndDisplayTruss.com)

# KIT: C31-103

10" Wide Aluminum Truss. 2" Chords with 1/2" Webs

©2015 EXHIBIT AND DISPLAY TRUSS.COM



Top View  
Units: Feet & Inches  
[Meters]

©2015 EXHIBIT AND DISPLAY TRUSS.COM

# KIT: C31-103

10" Wide Aluminum Truss. 2" Chords with 1/2" Webs

©2015 EXHIBIT AND DISPLAY TRUSS.COM

\* Areas highlighted in yellow show the mini archway opening and the internal dimensions. Arch dimensions are the same on all four sides of the structure.

