

KIT: FL-13

10" Wide Aluminum Truss. 2" Chords with 1/2" Webs

©2015 EXHIBIT AND DISPLAY TRUSS.COM

START WITH
EXHIBIT AND DISPLAY TRUSS.COM
FINISH FIRST © 2015 EXHIBIT AND DISPLAY TRUSS.COM



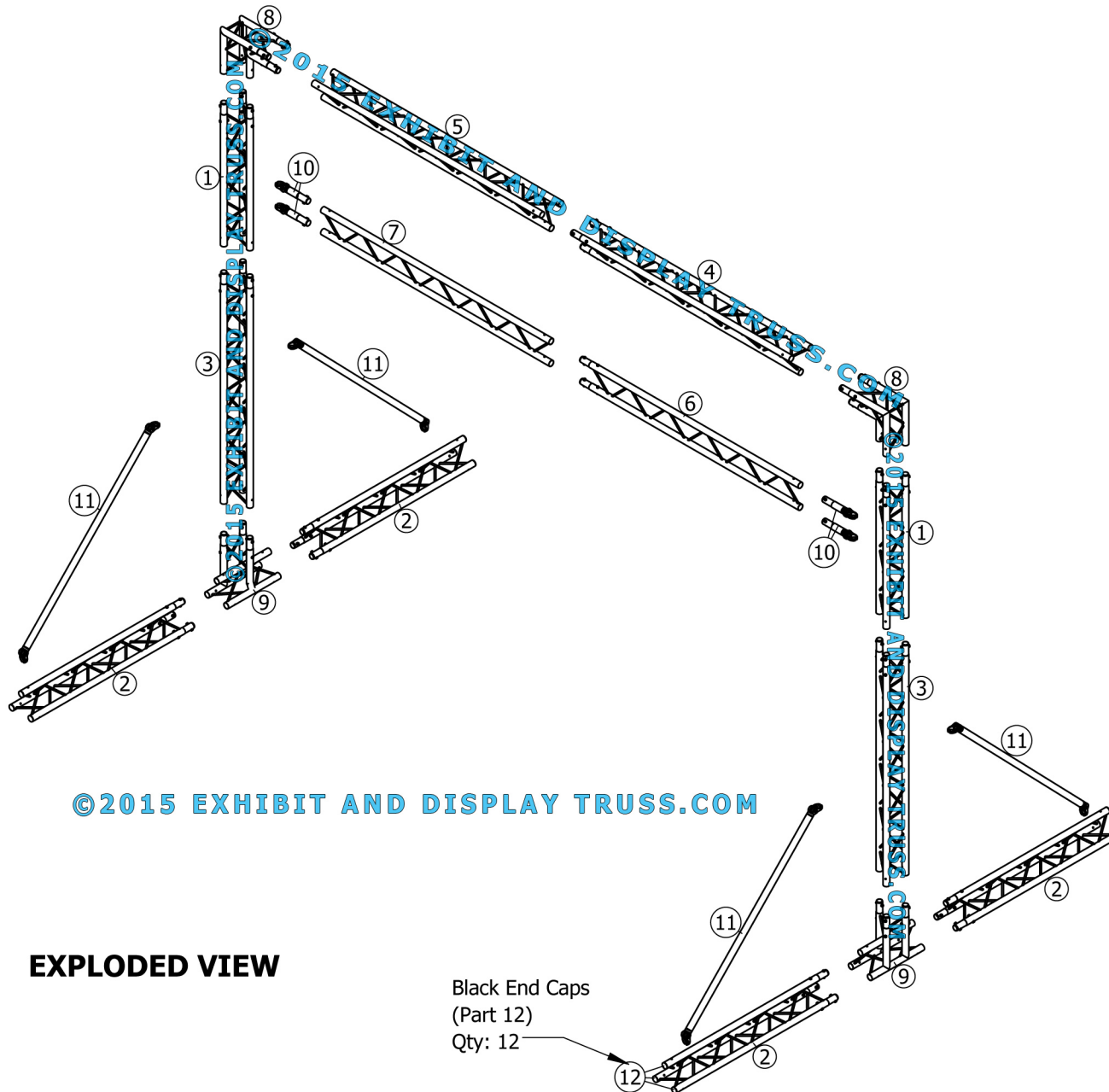
Toll Free: 855-323-4866
Email: info@exhibitanddisplaytruss.com

ExhibitAndDisplayTruss.com

KIT: FL-13

10" Wide Aluminum Truss. 2" Chords with 1/2" Webs

©2015 EXHIBIT AND DISPLAY TRUSS.COM

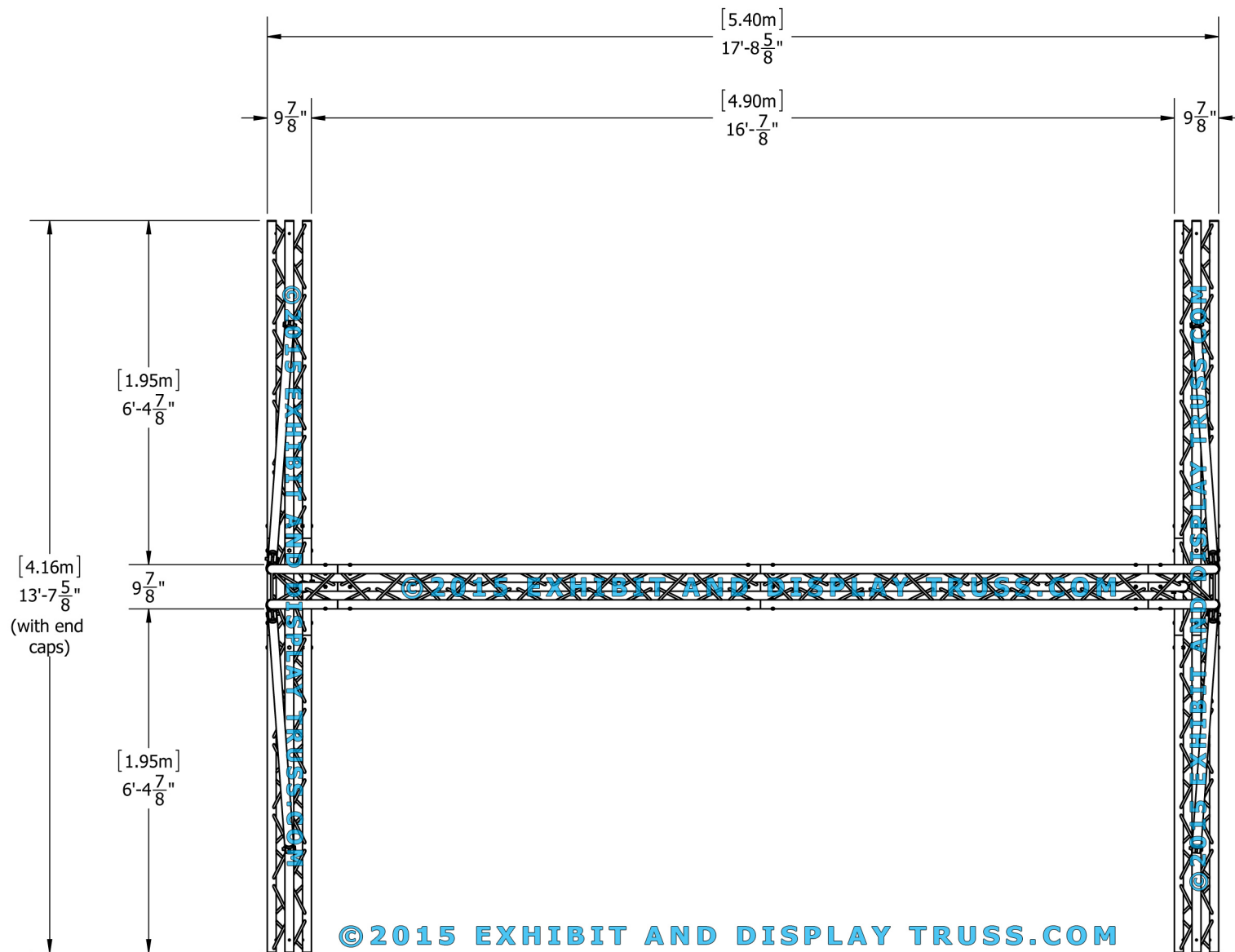


ITEM NO.	PART NUMBER	DESCRIPTION	QTY.
①	EDT10-T1.2	1.2m Tri Truss	2
②	EDT10-T1.8	1.8m Tri Truss	4
③	EDT10-T2.0	2.0m Tri Truss	2
④	EDT10-T2.2	2.2m Tri Truss	1
⑤	EDT10-T2.4	2.4m Tri Truss	1
⑥	EDT10-L2.2	2.2m Ladder Truss	1
⑦	EDT10-L2.4	2.4m Ladder Truss	1
⑧	EDT10-T2W90A	2 Way 90° Junction Apex In	2
⑨	EDT10-T3WTDL	3 Way 90° "T" Junction Dog Legged	2
⑩	EDT10-EHC4	Extender Hook Clamp	4
⑪	EDT2-STB6	6' Single Tube Brace	4
⑫	EDT2-ECB	2" End Cap Black	12

KIT: FL-13

10" Wide Aluminum Truss. 2" Chords with 1/2" Webs

©2015 EXHIBIT AND DISPLAY TRUSS.COM



Top View
Units: Feet & Inches
[Meters]

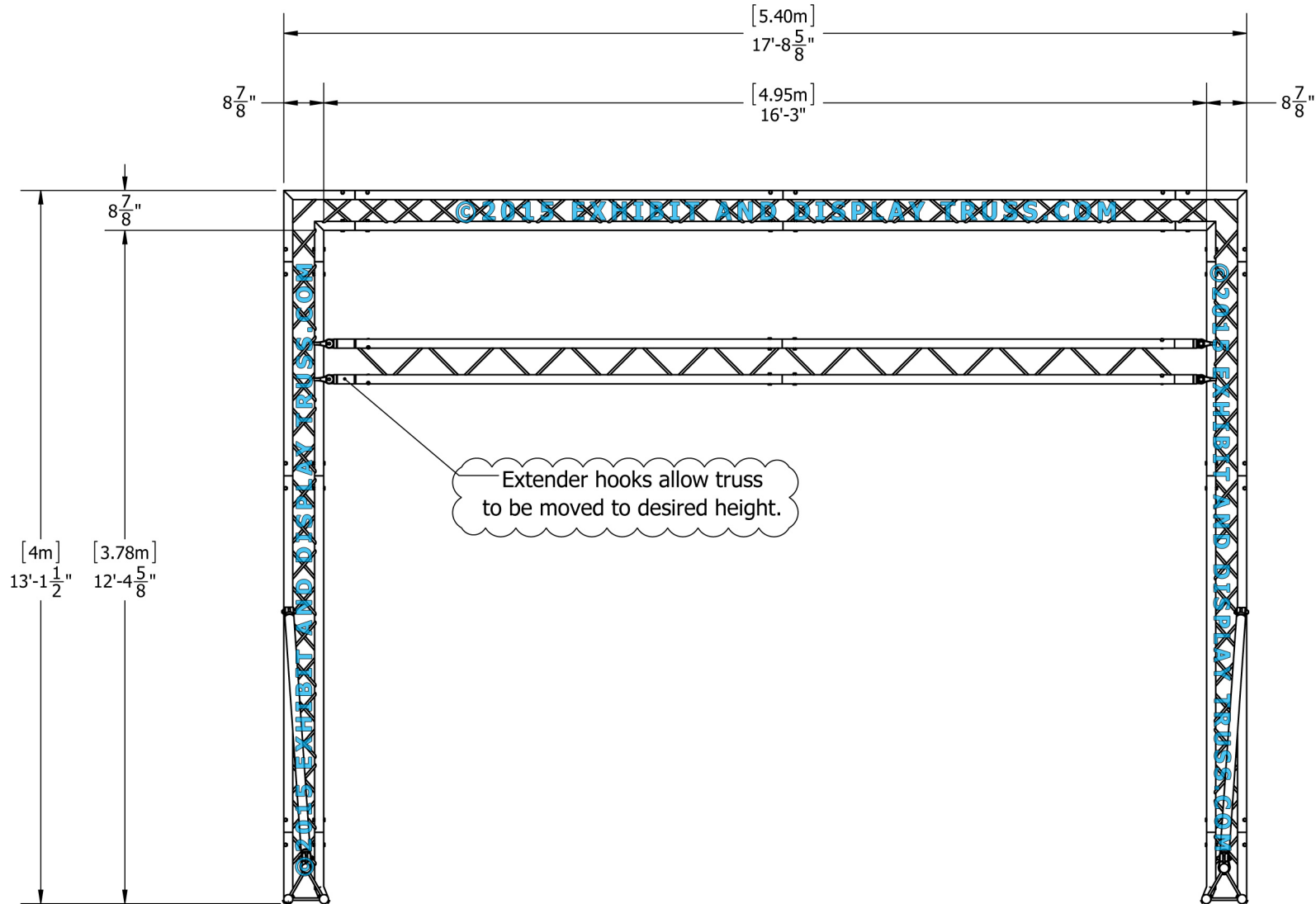
Toll Free: 855-323-4866
Email: info@exhibitanddisplaytruss.com

[ExhibitAndDisplayTruss.com](http://www.ExhibitAndDisplayTruss.com)

KIT: FL-13

10" Wide Aluminum Truss. 2" Chords with 1/2" Webs

©2015 EXHIBIT AND DISPLAY TRUSS.COM



Front View
Units: Feet & Inches
[Meters]

©2015 EXHIBIT AND DISPLAY TRUSS.COM

KIT: FL-13

10" Wide Aluminum Truss. 2" Chords with 1/2" Webs

©2015 EXHIBIT AND DISPLAY TRUSS.COM

